

# Like a Ladder

Like a ladder up we go.

Down the ladder nice and slow.

SAMPLE



# Like a Ladder



Like



a



lad



- der



up



we



go.



Down



the



lad



- der



nice



and



slow.



SAMPLE

# Play on the Chime Bars

Play on the chime bars,

Play along.


Play on the chime bars

Sing this song.

**SAMPLE**



# Let's add a simple *ostinato*



Play



the




chime



bars.



**SAMPLE**



Play on the chime bars, play a - long.



Play on the chime bars, sing this song.



Play the chime bars.



Ostinato

SAMPLE

I like a **G G G** I like a **G G G**

I like to play **C̄ B A G**

I like a **G G G** I like a **G G G**

I like to play **C̄ B A G**

And then it's **A A A** and back to **G G G**

I like a **G G G**

**SAMPLE**

# i Like a G

Words & Music  
by Wayne Dauer


*Swing*

G C G



I like a G G G, I like a G G G, I like to play C B A

C



like a G G G, I like a G G G, I like to

D C



play C B A G. Oh then it's A A A, and back to G G G, I like a

G



G G G. (Do it a - gain) I like a

**SAMPLE**

# Have You Seen a Bilby?

Have you seen a bilby?

Cute as cute can be.

Have you seen a bilby?

Living life so free.



SAMPLE



# Have You Seen a Bilby



Have you seen a bil - by? Cute as cute can be.

G
F
E
D
E
C
A
A
C
B
G



Have you seen a bil - by? Li - ving life so free.

G
F
E
D
E
C
F
E
D
D
C



Have you seen a bil - by? Cute as cute can be.

G F E D E C A A C B G



Have you seen a bil - by? Li - ving life so free.

G F E D E C F E D D C

SAMPLE

Ostinato




Go bil - by, go bil - by.

C G A C G A



# Have You Seen a Bilby



**SAMPLE**

# Raindrops

Raindrops are falling on the ground,

Raindrops are falling all around.

Up in the sky they wait until,

Too many drops and out they spill

**SAMPLE**



Rain - drops are fall - ing, on the ground.

G G G A G F E D



Rain - drops are fall - ing all a - round.

G G G A G F E D



Up in the sky they wait un - til,

G G G A G F E D







Too ma - ny drops and out they spill.

G G G A G G B D C C

SAMPLE

# Raindrops



**SAMPLE**

# **Bulldog on a Skateboard**

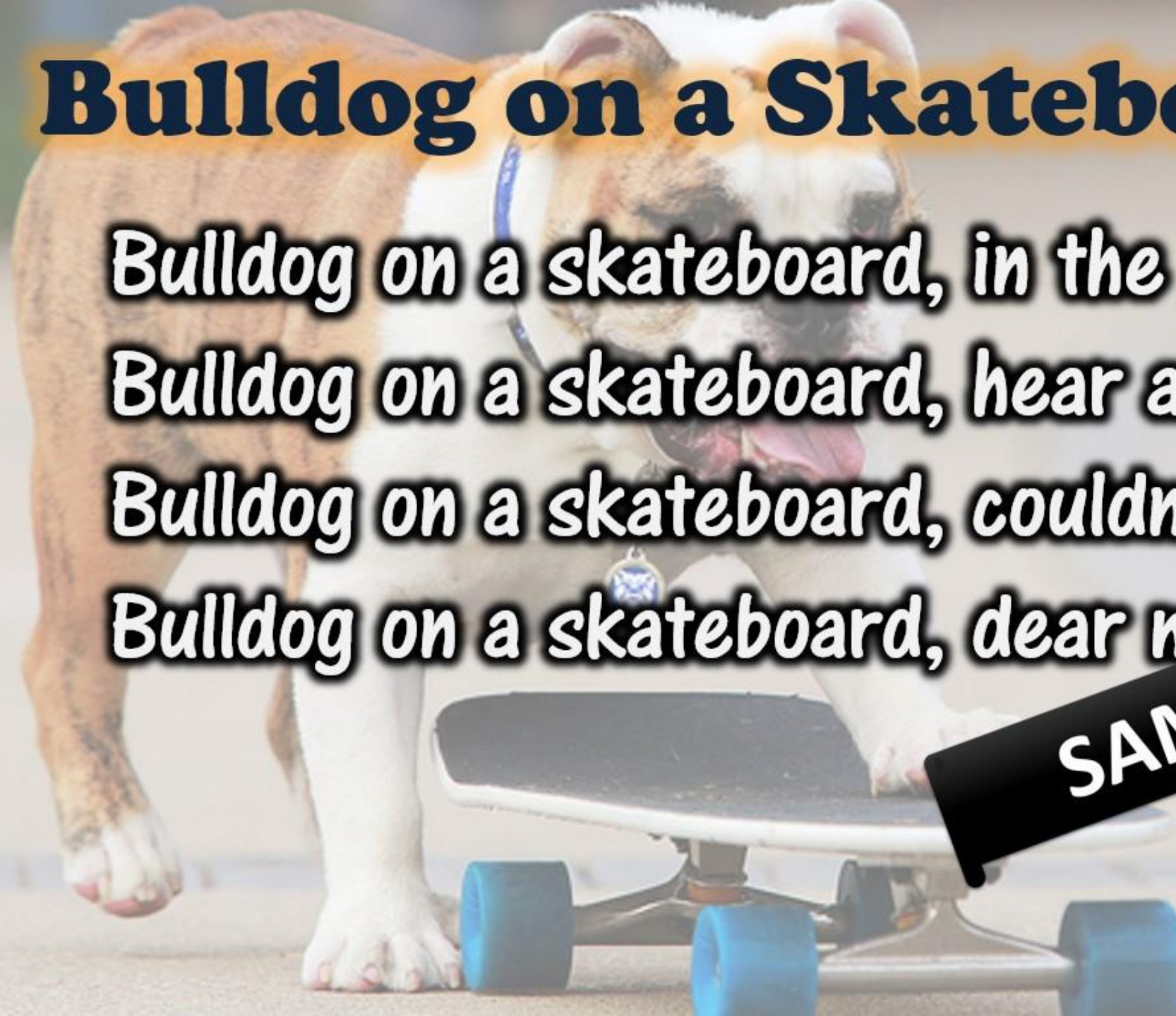
**Bulldog on a skateboard, in the park.**

**Bulldog on a skateboard, hear a bark.**


**Bulldog on a skateboard, couldn't be.**

**Bulldog on a skateboard, dear me.**

**SAMPLE**



# Part 1 - The Melody



G G G G G G

C C G

G G G G G G

A A G

Bull-dog on a skate-board,

in the park.

Bull-dog on a skate-board,

hear a bark.



G G G G G G

C C G

G G G G G G

D C

Bull-dog on a skate-board,

could not

g on a skate-board,

dear me.

SAMPLE

A bulldog with white and brown patches is standing on a skateboard with blue wheels. The dog is looking towards the camera. The background is a blurred outdoor setting.

**Let's try to play along with a  
backing track.**

**SAMPLE**

# Part 2 - The Harmony



**E E E E E E E**      **G G E**      **E E E E E E E E**      **F F E**

Bull-dog on a skate-board,      in the park.      Bull-dog on a skate-board,      hear a bark.



**E E E E E E E**      **G G E**      **E E E E E E E E**      **D C**

Bull-dog on a skate-board,      Bull-dog on a skate-board,      dear me.

**SAMPLE**

Part 1 - Melody



G G G G G G

C C G

G G G G G G

A A G

Bull-dog on a skate-board, in the park. Bull-dog on a skate-board, hear a bark.



G G G G G G

C C G

G G G G G G

D C

Bull-dog on a skate-board, could-n't be. Bull-dog on a skate-board, de

Part 2 - Harmony



E E E E E E

G G E

E E E E E E

F F E

Bull-dog on a skate-board, in the park. Bull-dog on a skate-board, hear a bark.




E E E E E E

G G E

E E E E E E

D C

Bull-dog on a skate-board, could-n't be. Bull-dog on a skate-board, dear me.



# Kitty Cat

Kitty, kitty, kitty, kitty, kitty cat.

Doing, doing, doing, doing this and that.

Kitty cat, this and that.

Kitty, kitty, kitty, kitty, kitty cat

SAMPLE



Kit - ty, kit - ty, kit - ty, kit - ty, kit - ty cat.

Do - ing, do - ing, do - ing, do - ing this and that.

Kit - ty this and that.

Kit - ty, kit - ty, kit - ty, kit - ty, kit - ty cat.

**SAMPLE**

A white cat with yellow eyes is peering over a wooden ledge. The cat's face is partially visible, showing its eyes and whiskers. The background is a plain, light-colored wall.

**SAMPLE**

**Let's try to play along with a  
backing track.**

# Kitty Cat

Words & Music  
Wayne Dauer



Kit - ty, kit - ty, kit - ty, kit - ty, kit - ty cat.



Do - ing, do - ing, do - ing, do - ing this and that.



Kit - ty cat, this and



Kit - ty, kit - ty, kit - ty, kit - ty, kit - ty cat.

**SAMPLE**

# Xylophone Warm-Up

## Alternating Mallet – Exercise 1

SAMPLE

The image displays a musical score for a xylophone warm-up exercise. It consists of two staves of music in 4/4 time, with a treble clef. The notes are grouped into four-measure segments, each with a letter label below it. The first staff contains notes C, D, E, and F, while the second staff contains notes G, A, B, and C. The notes are color-coded: C (red), D (orange), E (yellow), F (green), G (dark green), A (purple), B (pink), and C (red). The notes are written as quarter notes, and the segments are separated by rests. A black banner with the word 'SAMPLE' is overlaid on the first staff.

Staff	Measure 1	Measure 2	Measure 3	Measure 4
1	C C C C C	D D D D D	E E E E E	F F F F F
2	G G G G G	A A A A A	B B B B B	C C C C C

# Xylophone Warm-Up

## Alternating Mallets – Exercise 2



The image shows two staves of musical notation in 4/4 time. The notes are quarter notes with stems pointing up. The first staff contains four measures of music, and the second staff contains four measures. Below each note is a colored letter representing a fret on the xylophone. A large black diagonal banner with the word "SAMPLE" in white is overlaid on the center of the notation.

Staff	Measure	Note	Fret
1	1	C4	C
		D4	D
		C4	C
		D4	D
		C4	C
	2	D4	D
		E4	E
		D4	D
		E4	E
		D4	D
	3	F4	F
		E4	E
		F4	F
		G4	G
	4	F4	F
		G4	G
F4		F	
G4		G	
2	1	G4	G
		A4	A
		G4	G
		A4	A
		G4	G
	2	A4	A
		B4	B
		A4	A
		B4	B
		A4	A
	3	B4	B
		C5	C
		B4	B
		C5	C
	4	C5	C
		C5	C
C5		C	
B4		B	